

### Lexington One Data From The SC Dept of Education

Reporting Site	# of Students Enrolled in Dual Enrollment in 18	# of Students Enrolled in Dual Enrollment in 19	% of Students Enrolled in Dual Enrollment in 18	% of Students Enrolled in Dual Enrollment in 19	% of 11/12 Completing 6 Hours of Dual Enrollment in 18	% of 11/12 Completing 6 Hours of Dual Enrollment in 19
Gilbert High School	59	57	14.9	13.8	50.8	45.6
Lexington High School	131	162	15.2	17.1	66.4	63.6
Pelion High School	41	38	14	13	65.9	68.4
White Knoll High School	45	53	5.9	6.8	57.8	69.8
River Bluff High School	75	109	8.1	12.1	62.7	78
Lexington County School District One	351	419	10.8	12.6	61.8	66.1

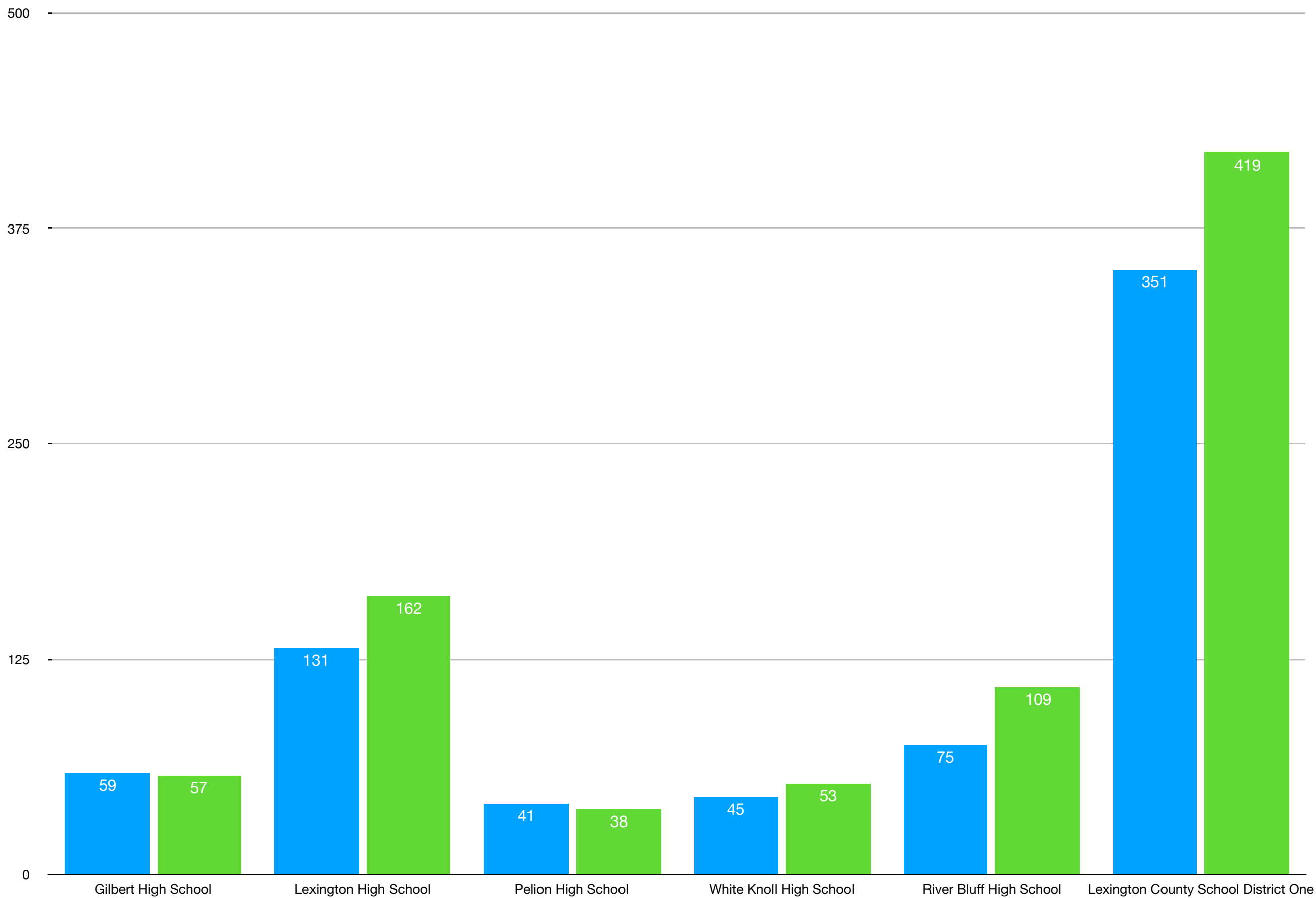
Reporting Site	% of 11/12 Completing 6 Hours of Dual Enrollment in 18	% of 11/12 Completing 6 Hours of Dual Enrollment in 19	# of Seniors Who Completed a FAFSA in 2017	# of Seniors Who Completed a FAFSA in 2018	# of Seniors Who Completed a FAFSA in 2019
Gilbert High School	50.8	45.6	130	150	120
Lexington High School	66.4	63.6	319	298	316
Pelion High School	65.9	68.4	94	94	89
White Knoll High School	57.8	69.8	283	262	266
River Bluff High School	62.7	78	312	354	361
Lexington County School District One	61.8	66.1	1138	1158	<b>1152</b>

### Lexington One Data From The SC Dept of Education-2

Reporting Site	% of Seniors who completed a College APP in 2017	% of Seniors who completed a College APP in 2018	% of Seniors who completed a College APP in 2019	% of Seniors Enrolled in Some Type of College Fall 2017	% of Seniors Enrolled in Some Type of College Fall 2018	% of Seniors Enrolled in Some Type of College Fall 2019
Gilbert High School	48.1	75.7		65.1	56.7	66
Lexington High School	71.7	79.6	83.3	91.1	84.6	76.9
Pelion High School	84.4	77.5	78.9	87.2	52.4	53.2
White Knoll High School	69.7	76.9	32.3	83.1	82.4	78.4
River Bluff High School	73.9	82	84.4	87.3	82.3	80.9
Lexington County School District One	70.1	78.8	60.4	84.5	76.6	74.9

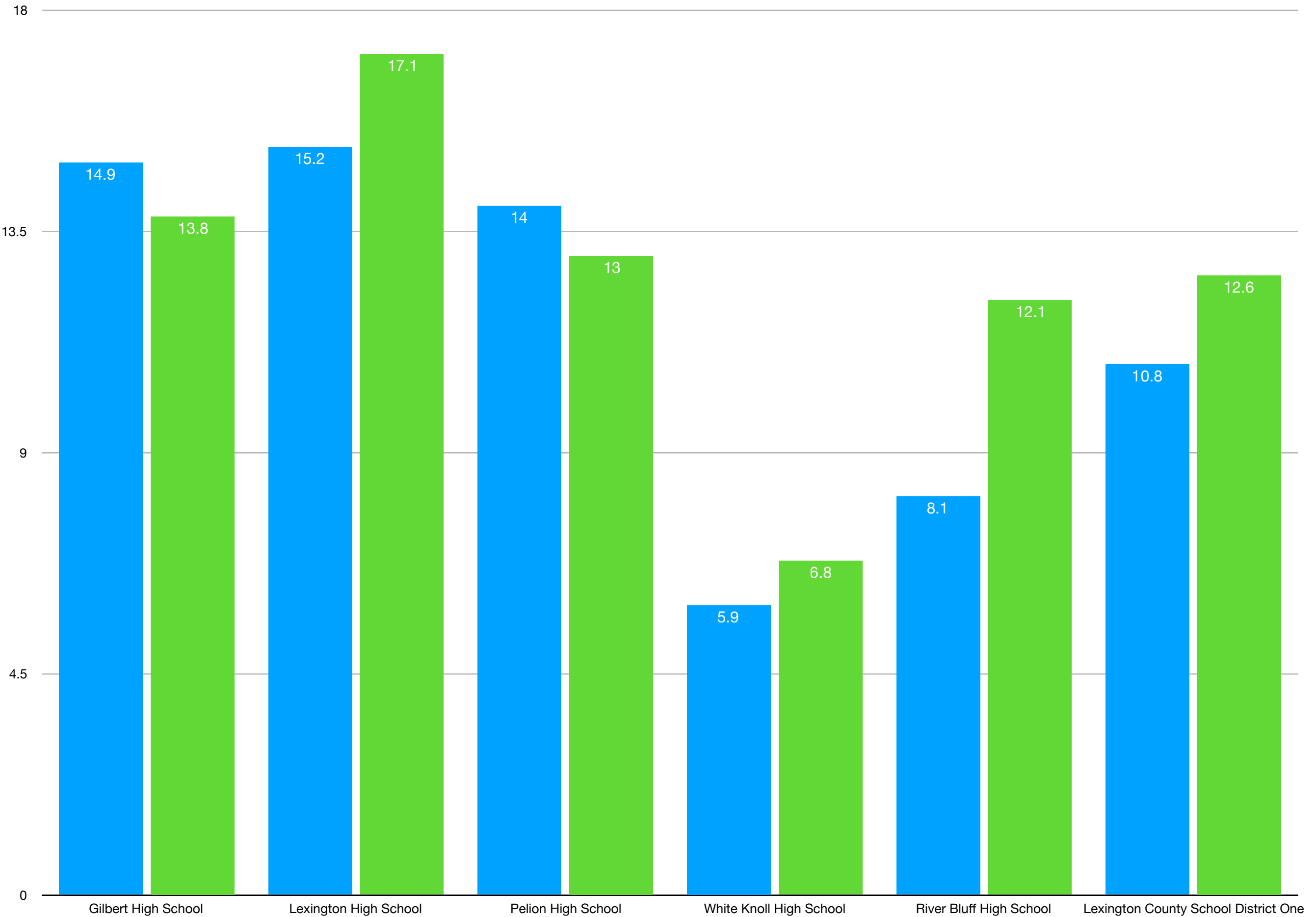
# of Students Enrolled in Dual Enrollment in 18

# of Students Enrolled in Dual Enrollment in 19



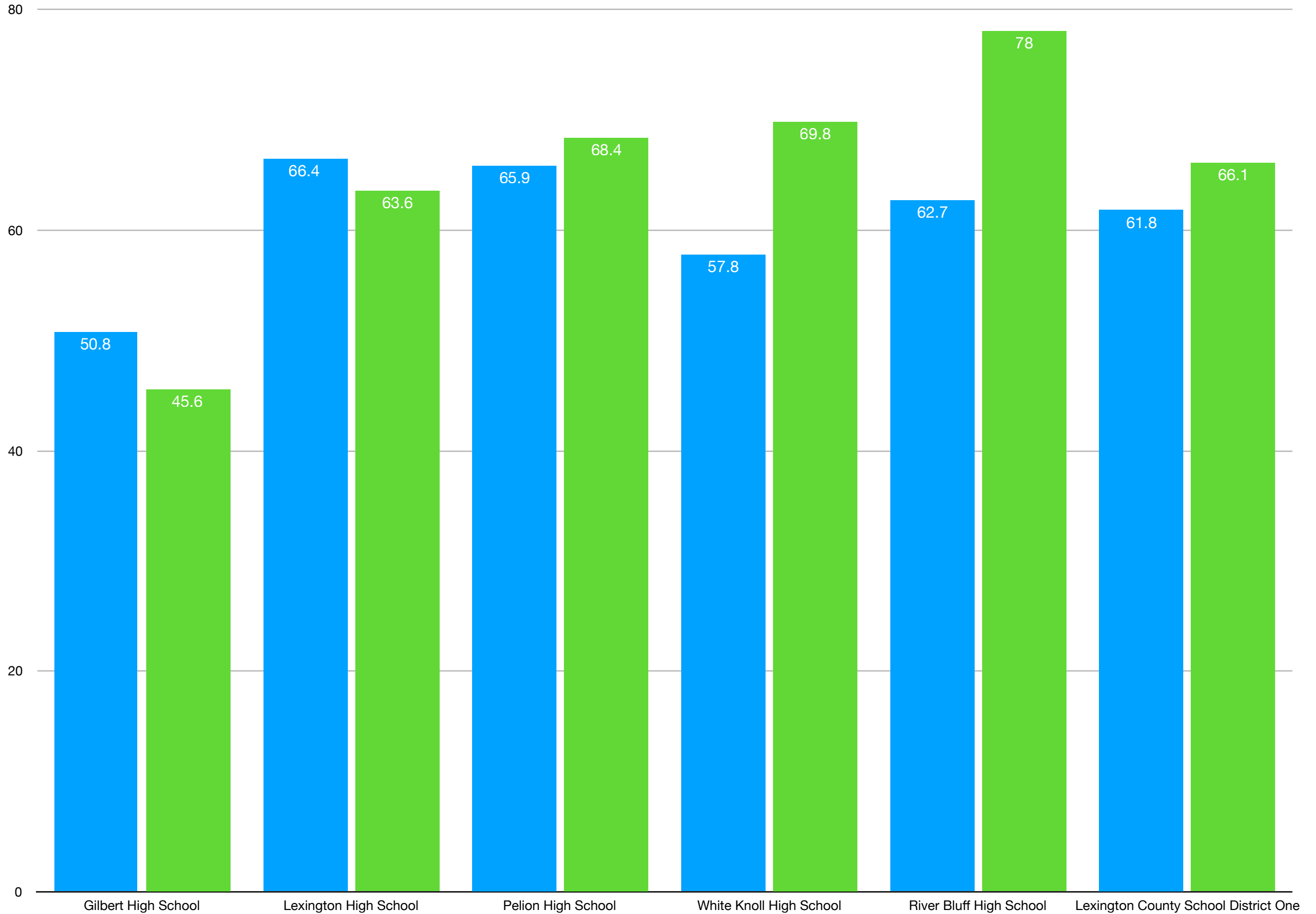
■ % of Students Enrolled in Dual Enrollment in 18

■ % of Students Enrolled in Dual Enrollment in 19

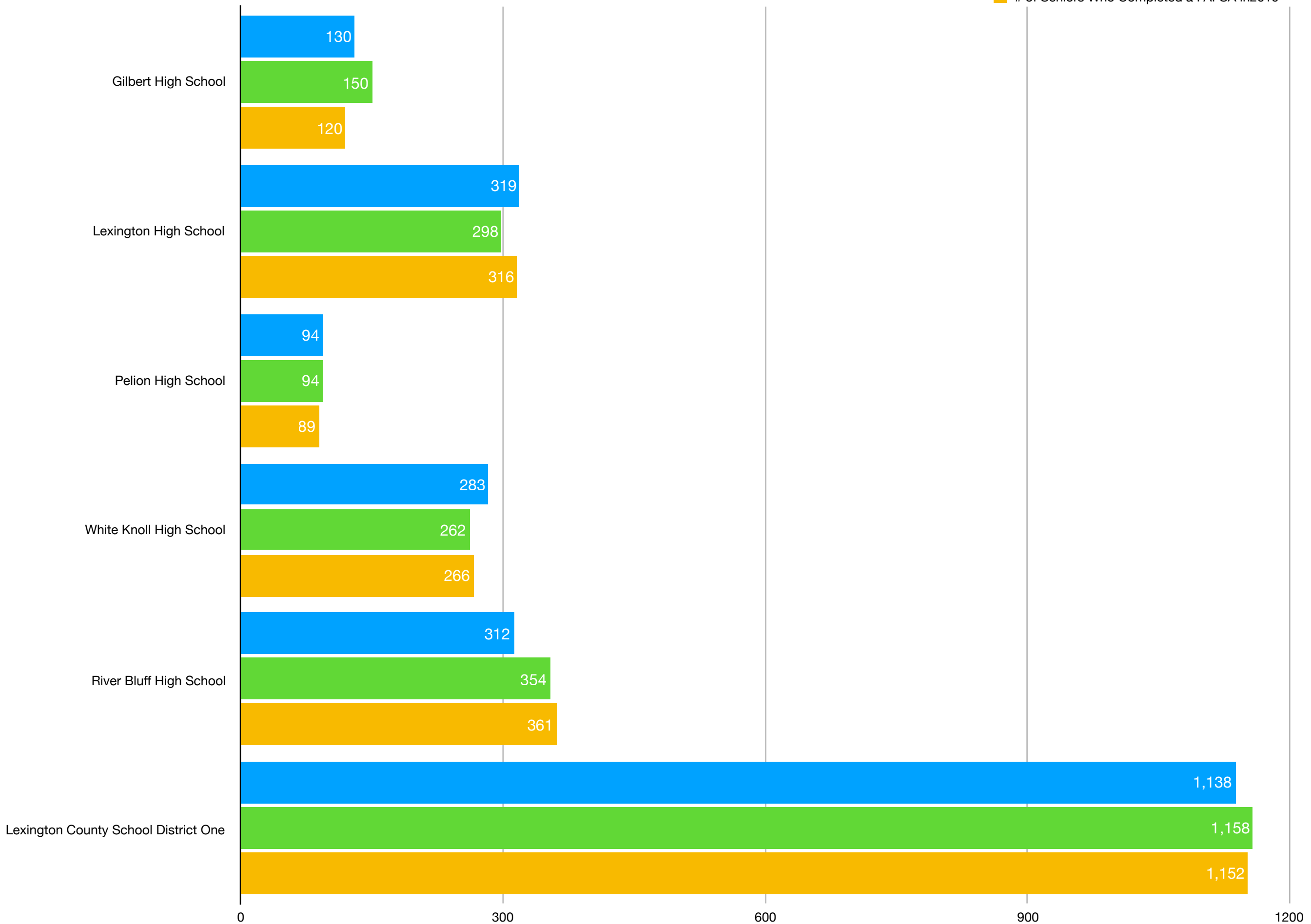


■ % of 11/12 Completing 6 Hours of Dual Enrollment in 18

■ % of 11/12 Completing 6 Hours of Dual Enrollment in 19



# of Seniors Who Completed a FAFSA in 2017  
# of Seniors Who Completed a FAFSA in 2018  
# of Seniors Who Completed a FAFSA in 2019



% of Seniors who completed a College APP in 2017  
% of Seniors who completed a College APP in 2018  
% of Seniors who completed a College APP in 2019

Gilbert High School

48.1

75.7

Lexington High School

71.7

79.6

83.3

Pelion High School

84.4

77.5

78.9

White Knoll High School

69.7

76.9

32.3

River Bluff High School

73.9

82

84.4

Lexington County School District One

70.1

78.8

60.4

